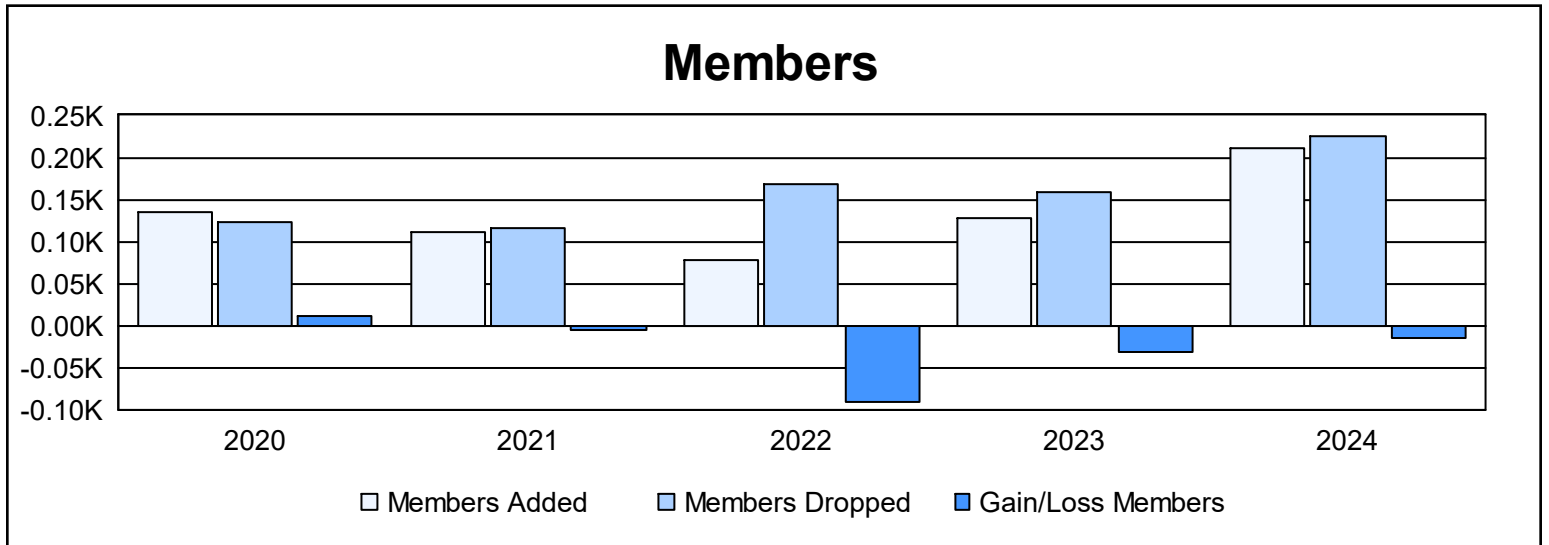
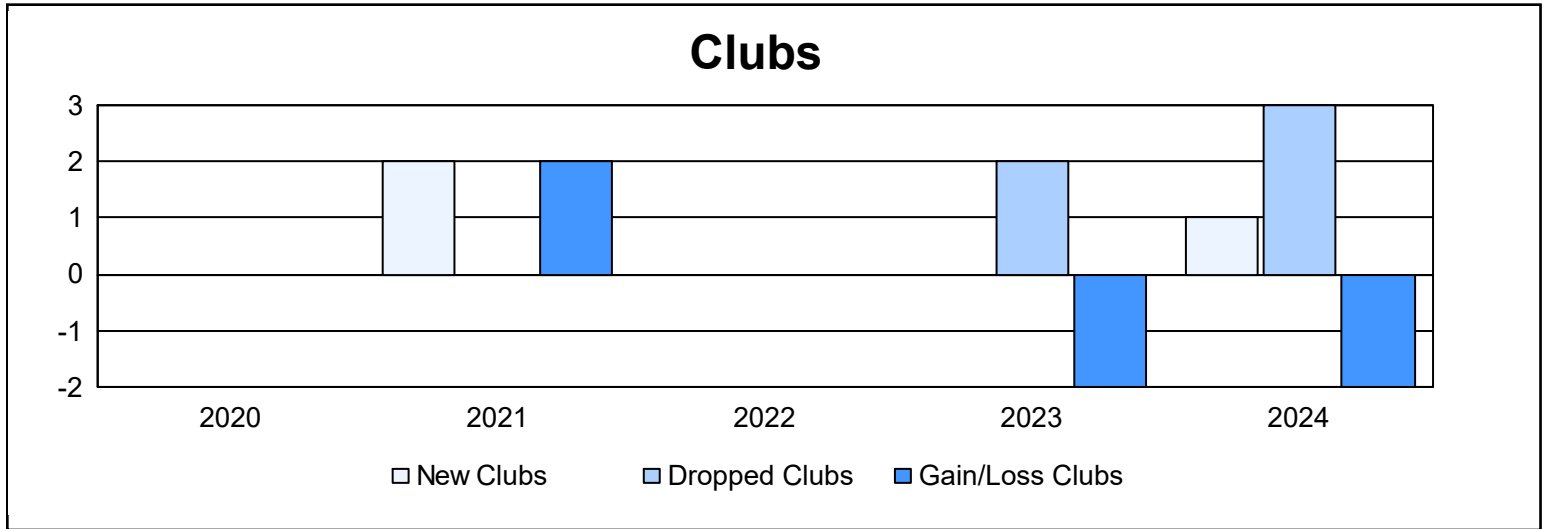
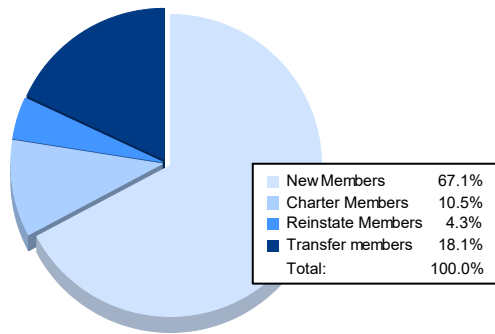


Year	New Clubs	Dropped Clubs	Gain/ Loss Clubs	New Members	Charter Members	Reinstate Members	Transfer Members	Total Member Added	Total Members Dropped	Gain/ Loss Members
2019-2020	0	0	0	131	0	1	3	135	123	12
2020-2021	2	0	2	38	52	14	7	111	116	-5
2021-2022	0	0	0	68	3	4	2	77	167	-90
2022-2023	0	2	-2	112	0	13	2	127	158	-31
2023-2024	1	3	-2	141	22	9	38	210	226	-16
<b>Average</b>	<b>1</b>	<b>1</b>	<b>0</b>	<b>98</b>	<b>15</b>	<b>8</b>	<b>10</b>	<b>132</b>	<b>158</b>	<b>-26</b>



### Membership Composition June 2024 Cumulative



### Gender Composition June 2024 Cumulative

